



St Michael's

C.E. Primary School

The St Michael's Way

Positive Relationships and Behaviour **Policy**

2025-2026

Appendix 4: Behaviour Curriculum

St Michael's Behaviour Curriculum

Introduction

At St Michaels we develop children's character and Christian spirit through our behaviour curriculum, called, 'The St Michael's Way'. In order to build character and Christian spirit, we define the behaviours and habits that we expect students to demonstrate. We want to support our pupils to grow into adults who are polite, respectful, grateful and who always consider others. We believe that as pupils practise these behaviours, over time they become automatic routines that positively shape how they feel about themselves and how other people perceive them

Teaching 'The St Michael's Way'

The curriculum is taught explicitly alongside the National Curriculum subjects and Early Years Framework. Children should learn the content of the curriculum so that they can recall the information and act upon it. At the start of each term, the behaviour curriculum is taught with pupils and will continue to be reinforced and revisited throughout the year. As with other curriculum content, this should be taught using the strategies outlined in the Teaching and Learning Policy/Framework. This includes strategies from Teaching WalkThrus, Rosenshine and Making Every Primary Lesson Count. Staff teach weekly behaviour lessons focusing on a different aspect of the Behaviour Curriculum. Teachers will demonstrate these behaviours and ensure pupils have time to practise these.

Overview of Curriculum

Half Term	Autumn 1	Autumn 2	Spring 1	Spring 2	Summer 1	Summer 2
All Year Groups from Nursery to Year 6	Explicit teaching of, 'The St Michael's Way'	Revisit and consolidate during Collective Worship and class sessions.	Explicit teaching of, 'The St Michael's Way'	Revisit and consolidate during Collective Worship and class sessions.	Explicit teaching of, 'The St Michael's Way'	Revisit and consolidate during Collective Worship and class sessions.


Reasonable Adaptations

While this curriculum is for all pupils it will be applied differently in different year groups depending on pupils' ages and may be applied differently depending on individual pupils' SEND needs. Pupils who have autistic spectrum condition may find it very uncomfortable to maintain eye contact with adults. Sensitivity must be applied at all times when teaching the curriculum. For example.


To support all learners, we do not have individual class charters or individual class rules. All classes have the same school rules (the 3Rs) and follow STAR Learning Behaviours, WOW Walking, Make the A Choice and Marvellous Manners. Our reward systems are consistent across the school as outlined in the full Positive Relationship and Behaviour Policy.

Curriculum Content

Curriculum content is covered in depth during Autumn 1 and revisited throughout the year.

Our School Rules		
<p>Know that there are three school rules. There are to:</p> <ul style="list-style-type: none">• Be ready,• Be respectful,• Be responsible. <div><p>At St Michael's CE Primary School, our learning behaviours are:</p><p>Be Ready</p><p>Be Respectful</p><p>Be Responsible</p></div>		
<p>Know the following examples of these three rules:</p>		
Be Ready	Be Respectful	Be Responsible
Attend school on time every day	Say please and thank you Hold doors open for people	Completing homework on time

Sitting as still as possible Listening carefully to the adults in the room Giving the adults in the room 100% of your attention. Working hard on tasks. Being in the right place at the right time.	Talk kindly to other pupils Say good morning/ afternoon to adults Respect others right to learn Respect school property by looking after it Use a calm and polite tone of voice Value differences Follow adult's instructions	Remembering to bring equipment to school Wearing correct school uniform Wearing correct PE uniform Tidying up your own workspace and the classroom Accepting responsibility if you make a mistake and saying sorry
Know that 'The St Michael's Way' curriculum must be followed at all times. Know that all pupils follow, 'The St Michael's Way' curriculum to become better learners and to build positive habits which will help everyone to be successful throughout life.		

Learning Expectations	
<p><u>STAR Behaviour</u></p> <p>Our staff use a silent signaller to gain the attention of the class. This is done by raising one hand. When pupils see this, they should respond by being silent and responding with STAR.</p> <p>S - Sitting or standing up straight T - Tracking the teacher A - Attention at all times R - Respect towards others</p>	 <p>THE ST MICHAEL'S WAY</p> <p>S - Sit up. T - Tune in. A - Ask and answer questions. R - Respect everyone and everything.</p>
<p>Know that we have STAR expectations to ensure that everybody is able to learn without distractions.</p> <p>Know that team points are earned for the house teams for demonstrating the STAR behaviours.</p> <p>Know that pupils who do not follow school rules will have a consequence for this.</p>	

General Classroom Routines

- Know that you should not be leaving my seat during a lesson unless you have asked to do so.
- Know that you should be using the toilet at break and lunchtime so as not to interrupt learning time (if possible).
- Know where you sit in class during lessons.
- Know the routine for handing out exercise books in the classroom.
- Know to get equipment out ready for the lesson and to look after it.
- Know that any deliberate damage to school equipment will incur a consequence.
- Know how to speak loudly and clearly in class when you answer so that everyone can hear – this is how we become articulate learners.
- Know that if you need help from an adult, you raise your hand and wait quietly unless the teacher has indicated otherwise.
- Know that if we are using mini whiteboards, we show our answers using the, 1-2-3 Show Me' system where the board is placed under the chin.
- Know that you should not have any objects on the table that distract you or others from learning.
- Know that it is your responsibility to keep your table clear from clutter.
- Know that you have a responsibility to ensure that the classroom is kept tidy.
- Know that you should not talk when the teacher is delivering a lesson, or another pupil has been asked to talk as this will stop yourself and others from learning.
- Know that letter formation and cursive handwriting (Year 2 onwards) are extremely important.

Completing Work in Books

- Know that you should always work on the next available page unless told otherwise.
- Know that you should date every piece of work and underline it.
- Know that if you are writing a title, you must underline it with a ruler.
- Know that you should always write neatly and clearly, with joined up handwriting (from Year 2).
- Know that you should always start writing from the margin.
- Know that in maths you should use one digit per box.
- Know that in maths you should always leave a one square space between calculations.
- Know that whenever you are drawing lines, you should use a ruler.
- Know how to correct mistakes by drawing a straight line through your work.

Moving Around School (including WOW walking)

WOW Walking

- Know that 'WOW Walking' is expected at all times when moving around school.
- Know that 'WOW Walking' means:
- Stand in a straight line
- Hands by your side
- Walk in silence
- Face forward and looking where you are going
- Keep to the left
- Smile when you meet someone



Arriving at school at the beginning of the day

- Know that you arrive on time to school.
- Know that you walk calmly to our classrooms.
- Know that you greet staff with a smile and a 'good morning'.
- Know that you hang your coat up, put your lunchboxes on the trolley/in the box and water bottle in the box.
- Know that once you have entered the classroom, you do not leave again unless you have asked a member of staff.
- Know that you sit down in your seat as soon as you have entered the classroom and begin the morning task.

Transitioning within a lesson and at the end of a lesson

- Know that when the teacher signals you should stop what you are doing.
- Know that when the teacher signals you should tuck your chair in if seated and stand up if sat down.
- Know that when the teacher signals you should move to your table/line up.
- Know that when you are lining up, you should be quiet.

End of the day routines

- Know that when your teacher signals you should collect your things for home and return to the classroom immediately and either sit on the carpet or at the table.
- Know that when the teacher signals you should stand up and tuck your chair in or stand up if on the carpet.
- Know that when the teacher signals you should line up silently.
- Know that you must stay in a straight line whilst walking across the playground until you reach your meeting point.
- Know that you should wait quietly whilst your class is dismissed.

- Know that these procedures are put in place to keep all of the children safe at home time.

Behaviour Outside of the Classroom

Playtime Behaviour

- Know that you must walk from your classroom to the playground using 'WOW Walking'
- Know that you must play safely without hurting anyone.
- Know that we do not 'play fight' because we may hurt someone by accident.
- Know that you must be kind, by including people in your games and sharing equipment.
- Know that someone who is kind behaves in a gentle, caring and helpful way towards other people.
- Know that when a whistle is blown you must freeze and then walk sensibly to your line.
- Know that you must walk from the playground to the classroom using 'WOW Walking'.

Lunchtime

- Know that you use 'WOW Walking'
- Know that you collect your food and sit down straight away.
- Know that you should use a normal talking volume when in the hall and you should not be raising your voice.
- Know that you should use a knife and fork correctly.
- Know that you use good manners by saying 'please' and 'thank you' when someone gives you your food or a drink.
- Know that you should not leave your seat once you have sat down.
- Know that once you have finished, you clear any rubbish from your table and empty any leftover food into the correct bin.
- Know that once you have cleared your plate, you return to your seat and wait until a member of staff raises their hand.
- Know that once a member of staff raises their hand and you have finished my food, you can line up quietly.
- Know that I use 'WOW Walking' when walking from the dining hall to the playground/classroom.

Behaviours outside of school

- Know that when you are wearing your school uniform you are representing the school community and must always behave responsibly and respectfully.

- Know that you should be considerate of other people arriving and leaving school.
- Know that being considerate means thinking about other people's needs, wishes and feeling.
- Know that examples of being considerate on the way home include walking not running, giving people plenty of space and using a quiet voice not shouting.
- Know that we respect our neighbours by not going on their property or touching their property.
- Know that the school rules help us all as citizens to live well together.

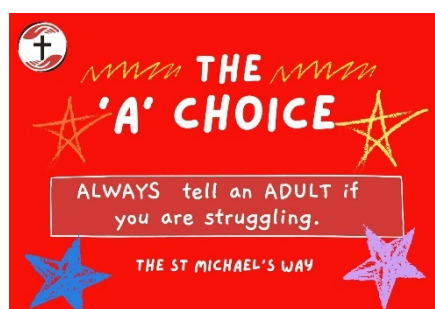
Marvellous Manners

- Know that you should always say, 'please' when you are asking for something.
- Know that you should always say, 'thank you' when you receive something, or someone does something nice for you.
- Know that you should let any waiting adults through a doorway before walking through yourself.
- Know that you should good morning/afternoon to adults if spoken to.
- Know to wait patiently for an adult to speak before speaking (wait for them if they are already speaking to someone).



Making the A Choice

- Know to always tell an adult if you are struggling so that they can help you.
- Know who you can speak to.
- Know who the DSLs are in the school.
- Know when the appropriate time is to walk away and ask for help.
- Know strategies to think before you make a wrong choice.



Voice Levels

- Know what appropriate voice levels are and when to use them.
- Recognise which voice level you are using.
- Know the difference between each voice level.
- Know which voice level is appropriate for the activity.

