

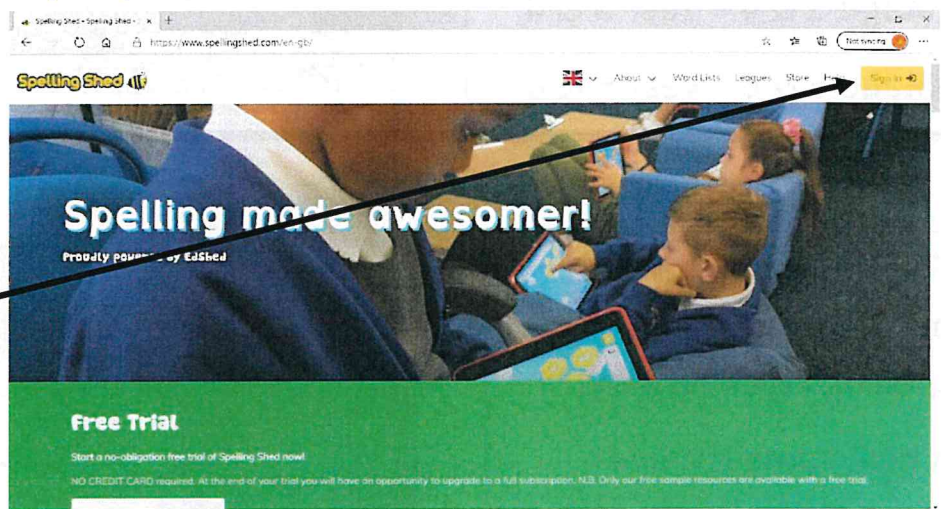


We will now be using Spelling Shed to practise our spellings. This will be used in school and can also be used at home. You can access this resource on any device. There is even a downloadable App.

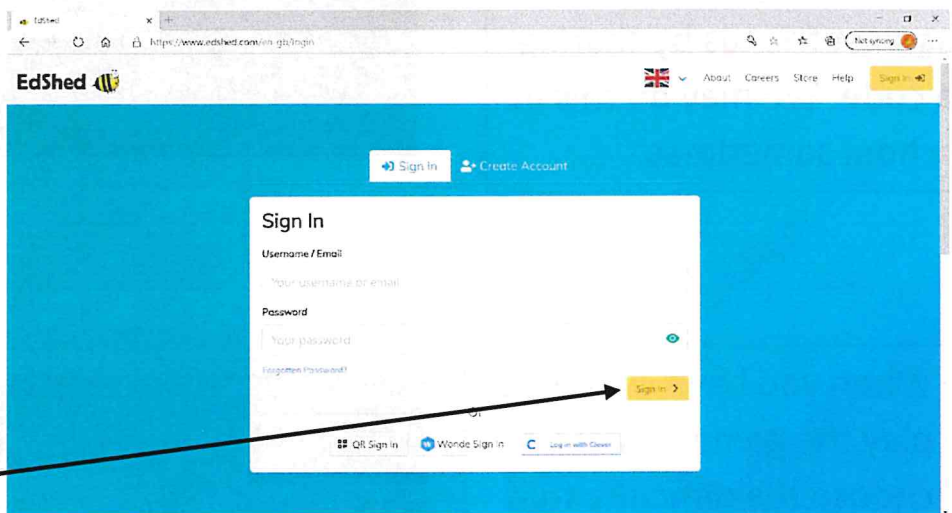
There are fun games that will support your child to learn their spelling words. To access this resource, go to:

Once you go onto the website above, you will see this screen.

Click on the yellow 'sign in' button that can be found in the top righthand corner.




This screen will then appear. This is where you need to fill in your log in details that you will have received. You will have a unique username and password to use. Once you have filled in your details. Click the yellow 'sign in' button on the sign in box.



You are now logged into the spelling shed site. You will now see this screen.

Click on play under the spelling shed sign



You then need to choose the stage you are in. This relates to your year group.

Stage 1 & 2 - Year 1 & 2

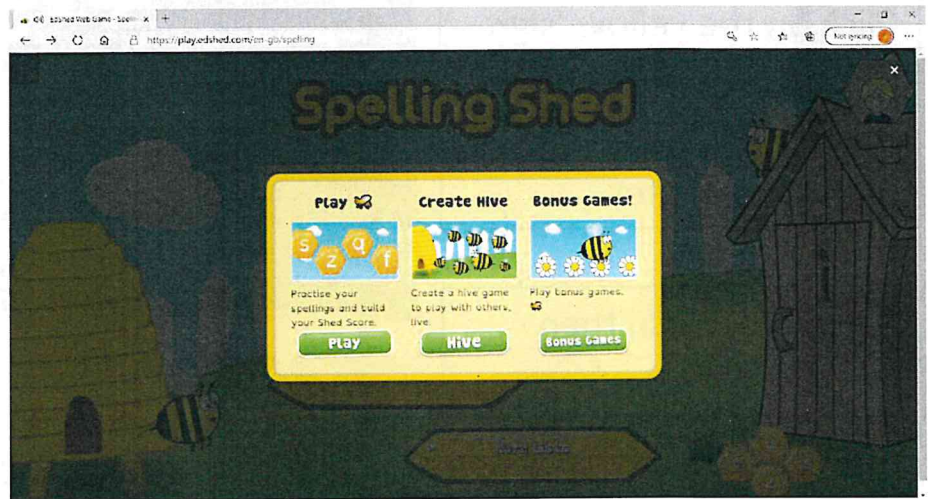
Stage 3 & 4 – Year 3 & 4

Stage 5 & 6 – year 5 & 6



To play a game on your own to practise your spellings click on play.

A hive game is a live game that you can play against friends by sharing a code. We may do this in school sometimes.



When you have clicked to play the game you can choose the difficulty that you want to play.

Throughout the week try to make this harder.

You can score points when playing the games by spelling words correctly.

